














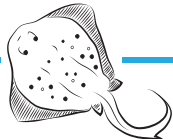


Where do they live?

Where do you find seastars, turtles, shells and fish on the Great Barrier Reef? On your Reef HQ Aquarium excursion, you'll be learning about the different animals and plants of the Great Barrier Reef. Tick the circles below when you find the animals during your visit to Reef HQ Aquarium.

Teacher Instructions:

Students are to place the correct letter from each of the picture circles into the correct spot on the Great Barrier Reef picture. For example, if the student decides mud crabs live in the mangroves then place the letter 'mu' in the circle next to the picture of the mangroves. The habitat page may be photocopied to A3 size where the students can colour the pictures, cut them out and stick them into the correct positions.

Molluscs			<input type="checkbox"/>	
Crustaceans			<input type="checkbox"/>	
Reef Fish				<input type="checkbox"/>
Marine Reptiles			<input type="checkbox"/>	
Echinoderms				<input type="checkbox"/>
Sharks and Rays			<input type="checkbox"/>	

